



For release ... **Tuesday, January 12, 2010** ... 7 pp.

Contact: Peter Woolley 973.670.3239

Corzine Leaves an Era of Bad Feeling

When Jon Corzine was about to take office as New Jersey's governor in January 2006, one-third (34%) of voters thought the state was headed in the right direction. According to the most recent poll by Fairleigh Dickinson University's PublicMind™, Governor Corzine leaves office with just 27% saying the state is headed in the right direction, while a majority (55%) say it's on the wrong track.

When Corzine entered office in January 2006, a third of voters (38%) had an unfavorable opinion of him. As Corzine leaves office, 61% have an unfavorable opinion of him, more than a third (37%) "very unfavorable." One in five voters (21%) say Corzine has done a good or excellent job as governor, 36% say he's been "only fair" and 41% rate his performance as "poor."

Overall, 58% disapprove of the job he has done as governor, while just a third approve (33%). His highest approval rating was 58% in 2006, just before the mid-term elections for U.S. Senate and House. He maintained a strong approval rating until January of 2008 when he introduced a plan to "monetize" the NJ Turnpike. "Other governors in the country thinking about leasing highways and bridges will be looking at Jon Corzine's proposals and his poll numbers for a long time," said Peter Woolley, a political scientist and director of the poll.

As Corzine exits, four of five voters (79%) say they've heard the term "lame duck" to refer to office-holders after an election and before the new term begins. But two-thirds (66%) say the Legislature should wait for the new governor before passing important laws: This includes four of five Republicans, seven of ten Independents and half of Democrats. Just one in four voters (24%) say the Legislature needs to get as much done before the new governor changes course. "Passing last-minute laws and making midnight appointment after your electoral mandate has expired is a questionable practice," said Woolley. "But this questionable practice is routine."

The new governor will take office next week with some good will: 45% say they have a favorable opinion of Chris Christie, against 23% who have an unfavorable opinion and 28% who say they're not sure. One in four Democrats (24%) say they have a favorable opinion of Christie, a Republican, and a third (33%) say they they're unsure, while 39% say their opinion of Christie is unfavorable.

A large majority of voters (70%) continue to say the state should hold the line on spending even if programs are reduced rather than raise taxes, a preference that cuts across party lines. About half of voters (48%) say they approve of the way Christie has handled his transition to governor while just 13% disapprove.

Opposition to raising the gas tax is not as strong as it was when measured in January 2006. A third (32%) agree that New Jersey has one of the lowest gas taxes in the country and the greatest need for spending on roads and bridges, and should increase the tax. That compares to just 18% who said that in 2006. A majority (61%) say that New Jersey has too many taxes and too much spending, and should not increase the tax. That compares to 74% four years ago. But opposition cuts across party lines: A majority of Democrats, independents, and Republicans all oppose a higher gas tax.

The Fairleigh Dickinson University poll of 801 registered voters statewide was conducted by telephone from Jan 4, 2010, through Jan. 10, 2010, and has a margin of error of +/- 3.5 percentage points.

*Methodology, questions, and tables are available on the web at: <http://publicmind.fdu.edu>
Radio actualities at 201.692.2846 For more information, please call 201.692.7032.*

Methodology, Questions, and Tables

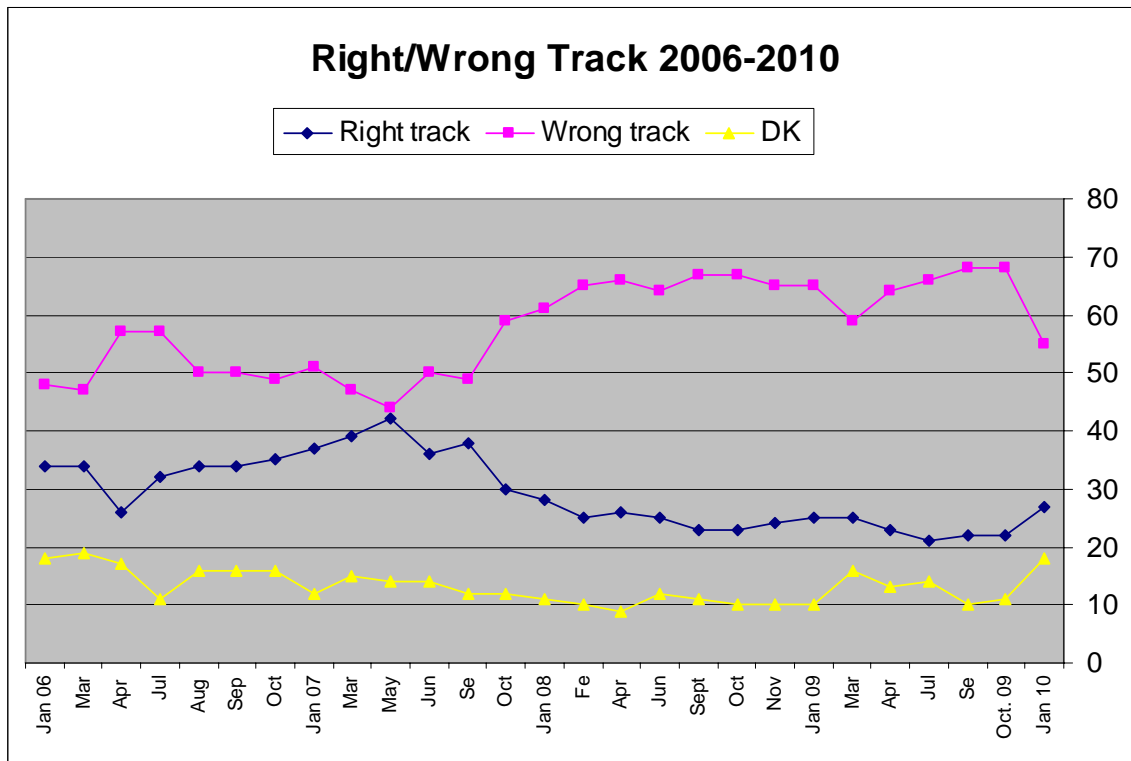
The most recent survey by Fairleigh Dickinson University's PublicMind was conducted by telephone from Jan. 4, 2010, through Jan. 10, 2010, using a randomly selected sample of 801 registered voters statewide. The margin of error for a sample of 801 randomly selected respondents is +/- 3.5 percentage points. Survey results are also subject to non-sampling error. This kind of error, which cannot be measured, arises from a number of factors including, but not limited to, non-response (eligible individuals refusing to be interviewed), question wording, the order in which questions are asked, and variations among interviewers. PublicMind interviews are conducted by professionally trained interviewers use a CATI (Computer Assisted Telephone Interviewing) system. Random selection is achieved by computerized random-digit dialing. This technique gives every person with a land-line phone number (including those with unlisted numbers) an equal chance of being selected. Results are mathematically weighted to match known demographics.

Question: Now, turning to New Jersey... In your opinion, do you think things in New Jersey are moving in the right direction or do you think the state has gotten off on the wrong track?

	All	Party			Ideology		
		D	I	R	Lib	Mod	Conserv
Right direction	27%	27	22	30	28	23	30
Wrong track	55%	54	65	54	53	62	50
Unsure	18%	19	13	16	19	16	19

Right track/wrong track trend

	Oct 09	Se 09	Jul 09	Apr 09	Mar 09	Jan 09	Nov 08	Oct 08	Sept 08	Jun 08	Apr 08	Fe 08	Jan 08	Oc 07	Se 07	Jn 07	My 07	Mr 06	Jan 06
Right track	21%	22	21	23	25	25	24	23	23	25	26	25	28	30	38	36	42	39	34
Wrong track	68%	68	66	64	59	65	65	67	67	64	66	65	61	59	49	50	44	47	48
DK	11%	10	14	13	16	10	10	10	11	12	9	10	11	12	12	14	14	15	18



Question: Have you heard of [rotate list]? If you haven't just tell me. [If yes, ask:] Do you have a favorable or unfavorable opinion of ...? Would that be very or somewhat?

	Haven't heard of	Very Favorable	Somewhat Favorable	Unsure/ no opinion	Somewhat Unfavorable	Very Unfavorable
Jon Corzine (all)	1%	8%	22%	8%	24%	37%
<i>Democrats only</i>	1	16	35	9	25	15
<i>Independents</i>	--	3	26	7	29	34
<i>Republicans only</i>	--	3	7	4	23	62
Corzine Favorables... 2005-2009						
<i>Corzine, 10/30/09</i>	--	15%	24%	7%	17%	37%
<i>Corzine 10/06/09</i>	1%	15%	22%	9%	17%	37%
<i>Corzine 07/09</i>	2%	8%	23%	13%	24%	30%
<i>Corzine 05/09</i>	1%	10%	23%	9%	18%	38%
<i>Corzine 03/09</i>	1%	10%	28%	13%	22%	26%
<i>Corzine 01/09</i>	2%	14%	28%	12%	21%	23%
<i>Corzine 11/08</i>	3%	13%	27%	14%	17%	26%
<i>Corzine 10/08</i>	3%	13%	27%	17%	26%	14%
<i>Corzine 09/08</i>	2%	12%	30%	18%	27%	11%
<i>Corzine 06/08</i>	2%	17%	24%	19%	24%	14%
<i>Corzine 04/08</i>	2%	12%	25%	22%	29%	10%
<i>Corzine 02/08</i>	2%	14%	27%	19%	25%	13%
<i>Corzine 30 Jan 08</i>	2%	13%	26%	18%	25%	18%
<i>Corzine 22 Jan 08</i>	2%	13%	28%	19%	22%	17%
<i>Corzine 7 Jan 08</i>	2%	13%	33%	20%	16%	18%
<i>Corzine 10/07</i>	2%	17%	30%	18%	16%	17%
<i>Corzine 09/07</i>	1%	19%	35%	16%	15%	14%
<i>Corzine 06/07</i>	4%	20%	29%	15%	14%	17%
<i>Corzine 05/07</i>	4%	20%	36%	15%	12%	14%
<i>Corzine 03/07</i>	2%	22%	30%	17%	13%	17%
<i>Corzine 01/07</i>	3%	14%	35%	16%	13%	20%
<i>Corzine 11/06</i>	1%	24%	31%	13%	15%	17%
<i>Corzine 10/06</i>	2%	25%	28%	14%	17%	15%
<i>Corzine 09/06</i>	3%	22%	24%	15%	16%	19%
<i>Corzine 07/06</i>	2%	23%	25%	14%	23%	15%
<i>Corzine 04/06</i>	3%	16%	25%	14%	20%	21%
<i>Corzine 03/06</i>	5%	19%	29%	10%	11%	25%
<i>Corzine 01/06</i>	4%	18%	23%	16%	13%	25%
<i>Corzine 10/05</i>	--	23%	25%	16%	21%	15%
<i>Corzine 9/05</i>	8%	17%	25%	16%	14%	19%
<i>Corzine 7/05</i>	7%	22%	32%	13%	14%	14%
<i>Corzine 4/05</i>	8%	16%	25%	15%	15%	21%
<i>Corzine 1/05</i>	11%	20%	28%	11%	8%	23%

	Haven't heard of	Very favorable	Somewhat favorable	Unsure/no opinion	Somewhat unfavorable	Very unfavorable
Chris Christie (all)	3%	16%	29%	28%	14%	9%
<i>Republicans only</i>	2	29	43	19	4	3
<i>Independents only</i>	--	16	19	40	19	6
<i>Democrats only</i>	4	5	19	33	23	16
Previous Surveys...						
<i>Christie 10/30/09</i>	1%	17%	24%	14%	20%	24%
<i>Christie 09/09</i>	3%	15%	23%	25%	17%	18%
<i>Christie 07/09</i>	13%	10%	24%	28%	14%	11%
<i>Christie 04/09</i>	38%	14%	17%	20%	8%	4%
<i>Christie 03/09</i>	43%	12%	18%	22%	4%	2%
<i>Christie 01/09</i>	56%	11%	12%	15%	4%	2%
<i>Christie 09/08</i>	60%	2%	3%	14%	11%	9%

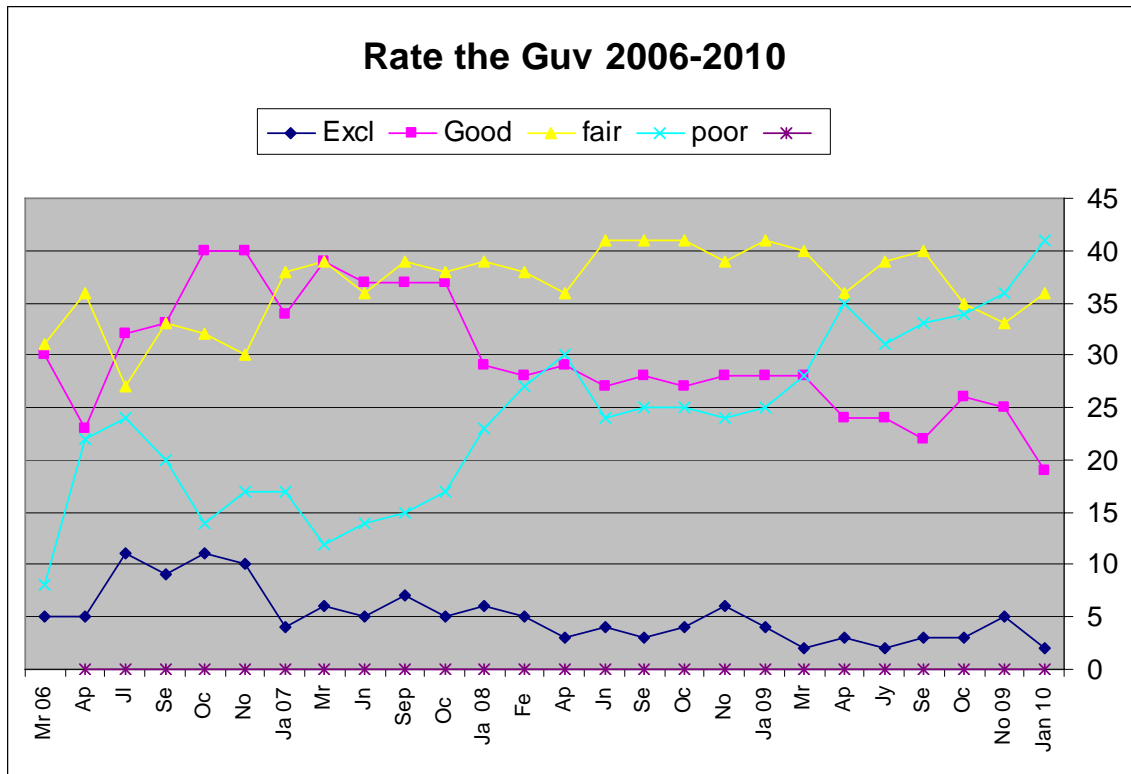
Job performance, current

Question: How would you rate the job Jon Corzine *has done* as governor... [READ]?

	All	Party		
		Dem	Ind	Rep
Excellent	2%	3	1	1
Good	19%	28	23	8
Only fair	36%	47	34	26
Poor	41%	20	41	65
unsure (vol)	2%	2	1	--

Corzine term 2006-2009: job performance

	2009							2008						2007					2006						
	No	Oc	Se	Jy	Ap	Mr	Ja	No	Oc	Se	Jn	Ap	Fe	Ja	Oc	Sep	Jn	Mr	Ja	No	Oc	Se	Jl	Ap	Mr
Excl	5	3	3	2	3	2	4	6	4	3	4	3	5	6	5	7	5	6	4	10	11	9	11	5	5
Good	25	26	22	24	24	28	28	28	27	28	27	29	28	29	37	37	37	39	34	40	40	33	32	23	30
fair	33	35	40	39	36	40	41	39	41	41	41	36	38	39	38	39	36	39	38	30	32	33	27	36	31
poor	36	34	33	31	35	28	25	24	25	24	30	27	23	17	15	14	12	17	17	14	20	24	22	8	
DK	1	1	2	3	2	3	2	4	3	4	4	2	2	3	3	3	8	4	7	3	3	5	5	14	26



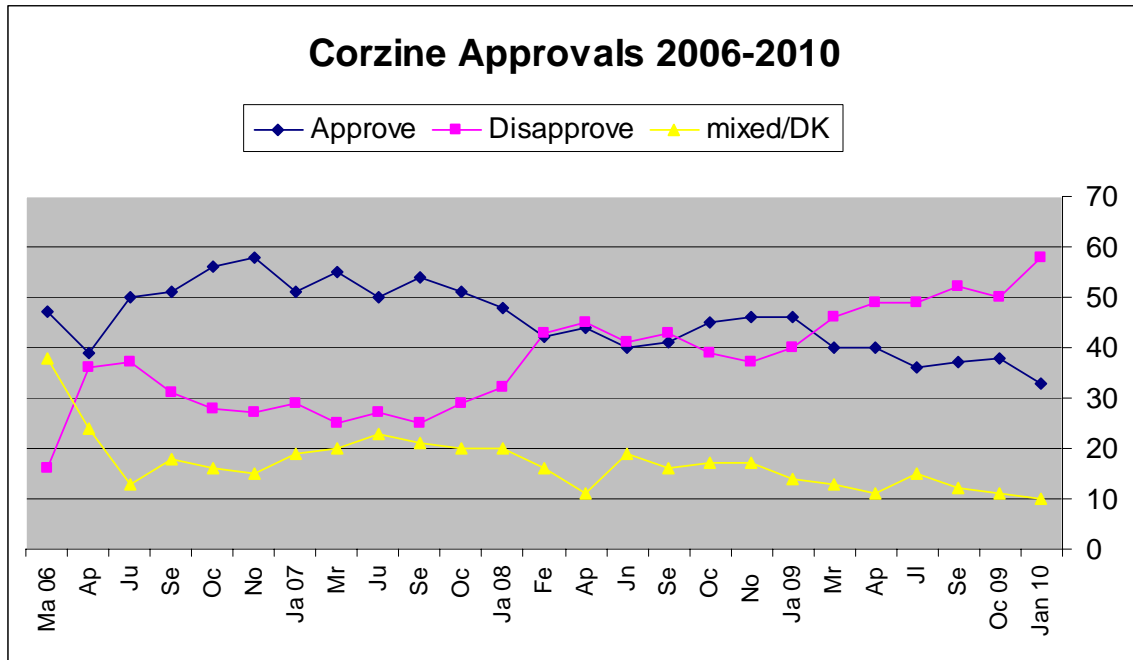
Approve/disapprove, Current

Question: Do you approve or disapprove of the job Jon Corzine *has done* as governor?

	All	Dem	Ind	Rep
Approve	33%	55	28	12
Disapprove	58%	35	57	83
Mixed/unsure	10%	10	15	5

Corzine term 2006-2009 Approve/disapprove,

	2009						2008						2007					2006						
	Oc	Se	Jy	Ap	Mr	Ja	No	Oc	Se	Jn	Ap	Fe	Ja	Oc	Se	Ju	Mr	Ja	No	Oc	Se	Ju	Ap	Ma
Approve	38	37	36	40	40	46	46	45	41	40	44	42	48	51	54	50	55	51	58	56	51	50	39	47
Disapprove	50	52	49	49	46	40	37	39	43	41	45	43	32	29	25	27	25	29	27	28	31	37	36	16
mixed/DK	11	12	15	11	13	14	17	17	16	19	11	16	20	20	21	23	20	19	15	16	18	13	24	38



Question: Do you approve or disapprove of way Chris Christie has handled his transition to governor?

	All	Dem	Ind	Rep
Approve	48%	33	48	67
Disapprove	13%	21	10	5
Mixed/unsure	38%	46	42	29

Question: Now let me ask about New Jersey's budget... In order to balance the budget... some people say.... Others say to balance the budget.... Which position comes closest to your view?

[Rotate list]	All	Dem	Ind	Rep	2009	2006	2005
... the state should hold the line on spending even if many programs are reduced	70%	56	70	85	72%	67%	63%
... the state should raise taxes if necessary and continue to support state programs	17%	27	16	8	19%	21%	26%
Unsure/mixed [vol]	13%	17	13	7	9%	11%	12%

Question: When it comes to taxing gasoline to support bridge and roads... Some people say New Jersey has...[one of the lowest gas taxes in the country and the greatest need for spending on roads and bridges and should increase the gas tax]. Others say New Jersey has... [too many taxes, too much spending, and should not increase the gas tax]. Which is closer to your view?

rotate	All				Jan.2006
	Dem	Ind	Rep		
Raise gas tax	32%	37	33	27	18%
no new taxes	61%	55	60	68	74%
unsure (vol)	7%	8	7	5	8%

Question: Now let me ask you about Lame Ducks. Have you heard the term Lame Duck to refer to office-holders after an election but before they've left office or have been sworn to a new term?

Yes	79%
No	20%
DK [VOL]	2%

Question: Lame duck office holders can pass new laws after the November election but before the new governor takes office in January. How much have you heard or read about this practice....

A great deal	22%
Some	28%
Just a little	23%
Nothing at all	27%

Question: Some people say the legislature ...[needs to get as much done before the new governor changes course] Others say the lawmakers... [should wait for the new governor before they try to pass any important laws]. Which comes closer to your position?

ROTATE		Dem	Ind	Rep.
Get it done	24%	36	21	14
Wait for new gov	66%	52	70	81
Mixed/unsure	10%	12	9	5

###